

Sakai 11 Upgrade



What: Durham Tech's Sakai system will be upgraded from version 2.9 to version 11



When: Monday, December 19, 2016, from 8 am – noon

Downtime: Sakai will be inaccessible the morning of December 19, but will be accessible again that afternoon.

What about my content? Your existing content and data on Sakai will be retained.

Major Changes in Sakai 11

Basic Navigation

- Sakai has a completely **new look-and-feel**, designed to display well on mobile devices
- More Sites is gone. Access your sites through the new **Sites** button 
- You can mark your "favorite" sites, to put them on the top bar for easy access 
- My Workspace has been renamed **Home**
- Within course sites, Home has been renamed **Overview**
- The blue **reset** button is gone. Instead click on a tool's title in the breadcrumb trail to reset it.
- Button to **view site as student** has moved. Now at top of course menu.

Lessons

Completely redesigned, with consolidated menus and easy-to-access icons for common tasks (like edit and delete). New options allow instructors to arrange content in blocks or columns. For a quick demo, see: <https://youtu.be/Do47tdqF1wg>

Additional new features in Lessons include...

- **Questions** – Add a short question to any page
- **Student pages** – New options to have a group work on a page together, or to hide pages so students don't see classmates' work
- **Checklist** – *Coming soon (expected Nov 2016)*. You can create to-do lists for students to check off tasks as they complete them, and view the status of students' checklists.

Gradebook Classic vs. the all-new Gradebook

The Gradebook you use now has been renamed **Gradebook Classic** and has a couple of new features:

- Two ways to record **extra credit**
- Option to display **total points** to students

In addition, there's a second, **all-new Gradebook** with a spreadsheet layout, designed to make entering grades faster.

Syllabus

This tool has been redesigned, and frankly, not for the best. We hope to see the design improved down the road. Until then, your best bet may be to attach your syllabus (as a PDF or Word doc) and move on!

Other Changes in Sakai 11

Tests & Quizzes

- Test settings are reorganized and streamlined
- Students will see a new **Question Progress panel** when taking a test


Assignments

- Group submissions
- Peer review
- Turnitin has a new interface called **Feedback Studio** (video: <https://youtu.be/tIKjBzJle2g>)

Resources

- Two buttons (Add and Actions) have been consolidated into one (Actions)
- You can now **drag-and-drop** files into Resources. And you can drag in several files at once!

Text Editor Toolbar

- Accessibility Checker 
- Record Audio Clip  (3-minute limit)

Site Information

Two buttons have been renamed:

- Edit Tools is now called **Manage Tools**
- Page Order is now called **Tool Order**

Coming soon (by Dec 19): **Import from Site** will allow you to import content from the site home page (aka “Site Information Display” area).

Roster

- Instructors see some new columns: Total visits, last visit, email link
- Users’ email addresses are no longer listed on the Roster screen (but display on Roster **export**).

Miscellaneous

- **Publish** button has moved to the top middle of the screen (you can’t miss it)
- Schedule tool has been renamed **Calendar**

Minimal or no changes

- Forums
- Announcements
- Email / Email Archive
- Blogs
- Drop Box
- Chat Room

Note: **Meetings** is a separate tool. It is not changing with Sakai11, but it recently changed (Sept 1).

Three Ways to Learn More about Sakai 11

Sakai 11 Demo Server

Here you can log in and play around in your own Sandbox Site.

- Go to <https://durhamtech.dev.longsight.com/>
- Login with your Durham Tech ID and password
- Click **Sites** in the upper right to access your own "sandbox site" -- an empty site where you can try out new features and tools

IMPORTANT!

- Use the Sakai 11 Demo server for exploring and learning only. Content you create on the Sakai Demo server CANNOT be transferred to Durham Tech's "live" Sakai system.
- The following features are **NOT functional** on the Sakai 11 Demo Server:
 - Email
 - User Activity
 - Turnitin

Sakai 11 Hands-on Workshops

Register at <https://training.durhamtech.edu/>

- Tue, Oct 25, 2 pm – 3:30pm
- Fri, Oct 28, 10 am – 11:30 am
- Thu, Nov 10, 2 pm – 3:30 pm
- Tue, Nov 15, 10 am – 11:30 pm

Sakai 11 User Guide

A comprehensive and helpful guide for instructors is available via the **Help** button on Sakai 11 Demo and also here: <http://tinyurl.com/sakai11-user-guide>